



VDU30 Undercounter Dishwasher
502350 - Undercounter double skin dishwasher with drain pump, detergent and rinse aid dispensers (plug-in), 30 racks/h, 208V/60Hz

Ideal for: Bars and small restaurants.
Fast, Reliable and Easy to operate. Peace-of-mind technical design

Characteristics and Advantages:

- 30 racks per hour
- 0.8gal (3L) of water per rack
- Hot water sanitation
- Included atmospheric booster to raise incoming cold water to a constant temperature of min 183°F (84°C) and pressure throughout the rinsing cycle. No external booster is needed.
- Energy Star 2.0 certified
- Full stainless steel AISI304 construction with double skin cabinet and counter-balanced door
- Electronic control with temperature display, self-diagnostics for serviceability
- Deep drawn stainless steel tank with round corners for easy to clean
- Included detergent and rinse aid pumps for automatic initial and continuous cycle loading ensure perfect results
- Automatic pumped drain standard
- Revolving interchangeable stainless steel upper and lower wash/ rinse arms
- Stainless steel tank filter easy removable for cleaning
- Automatic fill of wash tank
- Automatic self-cleaning cycle
- 13-³/₁₆" door opening
- Single phase electrical connection, on-site convertible to three phase

Included Accessories:

- 2 of yellow cutlery container PNC 864242
- 1 of basket for 18 dinner plates 240mm yellow PNC 867002
- 1 of basket for 48 small cups/24 cups blue PNC 867007

Optional Accessories

- Kit 4 castors for double skinned undercounter dw PNC 864008
 - 450mm (17.7") stand with 2 rack supports PNC 860418
- for Undercounter





VDU30 Undercounter Dishwasher

502350 - Undercounter double skin dishwasher with drain pump, detergent and rinse aid dispensers (plug-in), 30 racks/h, 208V/60Hz

Electric

Supply voltage:	208 V/1 ph/60 Hz, convertible to 208 V/3 ph/60 Hz
502350 (VDU30)	208 V/3 ph/60 Hz
Electric power:	6.85 kW
Booster heating elements:	6 kW
Tank heating elements:	2.2 kW
Wash pump size:	1 hp (0.736 kW)
Minimum current:	33A (1ph) / 20A (3ph)
MOP:	40A (1ph) / 30A (3ph)
MCA:	34A (1ph & 3ph)

6 ft. (1.8m) Electric cable included.
Conversion from single to three phase can be performed on site.

Water:

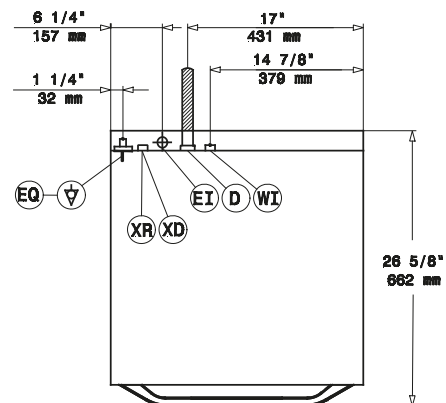
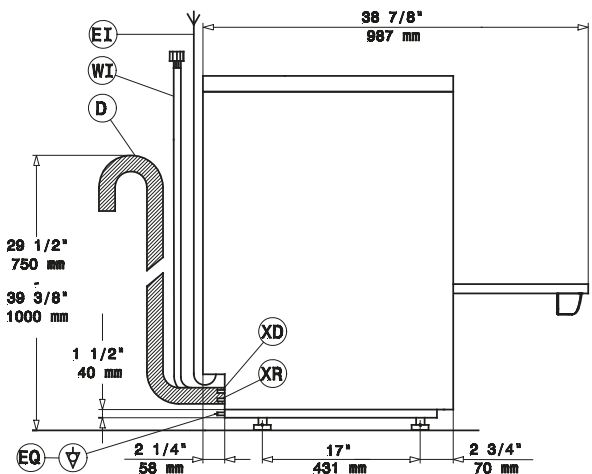
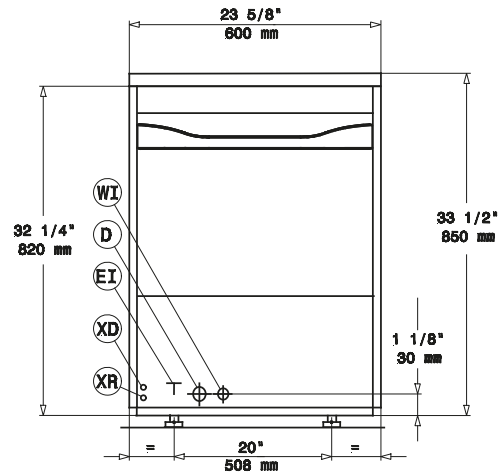
Water supply temperature:	50-122°F (10-50°C)
Water consumption per cycle:	0.8 gal (3 L) in 12 seconds
Initial fill water consumption:	6 gal (23 L)
Inlet Water supply pressure:	7 - 102 psi (0.5 - 7 bar)
Booster Capacity:	3.17 gal (12 L)
Tank Capacity:	6.08 gal (23 L)
Incoming Hot Water line size:	G ¾"
Drain line size:	0.7" ID (18mm)
Maximum drain height:	39" (1000 mm) MAX

6 ft. (1.8m) stainless steel flexible water fill hose included 6 ft. (1.8m) flexible drain hose included.

Key Information:

Racks per hour:	30*
Dishes per hour:	540*
Wash temperature (MIN):	154°F (68°C)
Rinse temperature (MIN):	183°F (84°C)
Noise level:	<65 dBA
External dimensions, Width:	23 5/8" (600 mm)
External dimensions, Depth:	24 1/6" (612 mm)
External dimensions, Height:	33 7/16" (850 mm)
Inside Clearance (depth):	19-1 1/16" (500 mm)
Inside Clearance (height):	13-3 1/16" (335 mm)
Inside Clearance (width):	19-1 1/16" (500 mm)
Net weight:	150 lbs (68 kg)
Shipping width:	26 3/8" (670 mm)
Shipping depth:	29 1/8" (740 mm)
Shipping height:	40 3/16" (1020 mm)
Shipping weight:	165 lbs (75 kg)
Shipping volume:	17.86 ft ³ (0.51 m ³)

* According to market standard, the productivity is declared at an inlet water supply temperature of 122°F (50°C) and does not include loading/unloading time.



- D Drain
- EI Power supply
- EQ Equipotential screw
- WI Water inlet
- XD Detergent inlet
- XR Rinse aid inlet